

Aquila 54Y Specifications

Length overall w/ swim platform (exc. anchor roller)	16.5 M / 54' 2"
Beam overall	7.68 M / 25' 2"
Height above waterline w/ hard top (excluding electrics and electronics)	6.15 M / 20' 2"
Height above waterline w/ hard top (including light and radar mast)	7.43 M / 24' 4"
Draft including propellor (approximate - will vary depending on load)	1.37 M / 4' 6"
Bridge deck clearance (approximate - will vary depending on load)	0.96 M / 3' 2"
Light displacement with D6 Volvo Penta	23,300 KG / 52,367 LB
Fully loaded displacement with D8 Volvo Penta	30,000 KG / 66,138 LB

Tankage

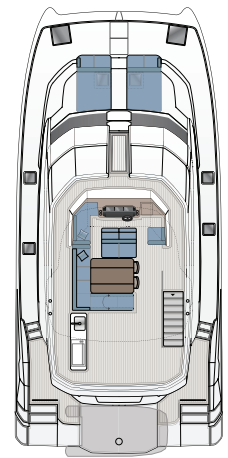
Fuel tank (standard)	2,200 L / 581 GAL
Fuel tank (optional)	720 L / 190 GAL
Water tank (standard)	1,000 L / 238 GAL
Holding tank (total)	340 L / 90 GAL

CE Certification *(internationally recognized)*

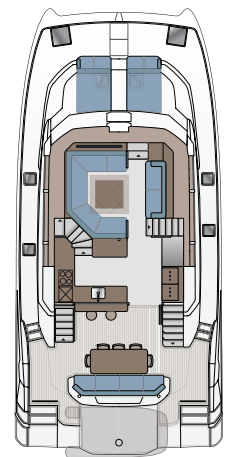
Cat. A (Ocean)	12 PAX
Cat. B (Offshore)	12 PAX
Cat. C (Coastal)	20 PAX
Cat. D (Inland/Sheltered)	30 PAX

Accommodation

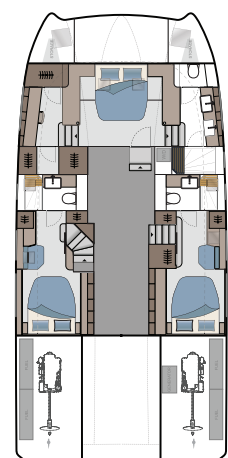
Cabins	3 / 4 / 5
Heads with separate showers	3 / 4 / 5
Sleeps up to	6+
Maximum Passengers	30



**STANDARD
FLYBRIDGE**



**STANDARD
MAIN DECK**



**STANDARD
3 CABIN**

Propulsion

Standard **2X D6 380hp Volvo Penta Inboard V-Drive**

Optional **2X D6 480hp Volvo Penta Inboard V-Drive**

Construction

Hull and deck material	InfusiCore vinyl ester resin infused throughout
Bulkhead and reinforcing	InfusiCore vinyl ester resin infused throughout
Core materials (vary in density)	PVC
Gel coat of hull	NPG
All main FRP components	Vinyl ester resin infused throughout
Bulbous Bows	Molded and attached; breakaway safety
Hull and deck windows	Tempered glass meeting ISO standards

Features

- An exceptional performing and seaworthy hull shape providing first in class stability and comfort
- Expansive outdoor living and entertaining spaces along with luxurious interior styling and amenities
- Plenty of shade on flybridge via fiberglass hardtop with 316 polished stainless steel supports
- Integrated bar area connecting social areas between aft cockpit and salon/galley
- Comfortable seating throughout for up to 30 people onboard
- Direct bow access from central steps leading from flybridge to bow area
- FUSION multi-zone audio system with Fusion speakers and Bluetooth connectivity
- Premium comforts provided by way of three (3) cabins each with their individual walk in toilet with separate shower

Interior Layout

- Full beam master suite including full size closet, master head with walk in shower and fresh water electric flush toilet
- Guest cabins including full size head with walk in shower and fresh water electric flush toilet
- Large salon area with ample comfortable seating
- Large galley area with full size refrigerator/freezer and common household amenities

Hull and Deck Features

- Opening deck hatches carefully positioned to enhance ventilation in cabins (6 total)
- Opening port hatches installed in hull side windows of heads (3 total)
- Custom built PVC rubrail with 316 stainless steel insert offering all around protection
- Custom solid deck railings in 316 stainless steel
- Comfortable and protected bow seats integrated into deck railing (2 total)

- Mooring cleats in solid 316 polished stainless steel thru bolted (10 total)
- Deck fill plates in 316 stainless steel (2 x water; 2 x fuel; 3 x waste)
- Stainless steel bow roller for secondary anchor
- Anchor locker with 1700 watt windlass including handheld remote control with custom chain lock
- Well placed ergonomic handrails in 316 stainless steel ensuring secure movement onboard
- Forward access steps from flybridge to bow
- Ergonomic transom steps for easy boarding and comfortable lounging off stern
- Transom boarding rails in 316 stainless steel; located outboard of aft steps
- High visibility LED navigation lights, running lights and anchoring light
- Engine ventilation intakes with FRP cowling cover
- Integrated manual retractable swim ladder in 316 stainless steel
- Large starboard and port bow lockers with easy lift gas hinges for fender or gear storage; waterproof
- Self draining storage locker in aft cockpit floor
- Aft cockpit, flybridge and side decks all self draining
- Aft cockpit bar area with two (2) stainless steel bar stools
- Engine access lockers with easy lift gas hinge allowing easy access to engine room
- Aft cockpit with expansive hinging window and door opening to galley
- Aft cockpit seating area with dining table which comfortably seats 10
- Forward bow seating for relaxing & socializing
- Integrated aft side boarding step in hull with 316 stainless steel handrail
- Large spacious foredeck for sunbathing
- LED downlighting in aft cockpit
- Variable temperature stern shower located at port aft steps

Flybridge

- Portugese style flybridge with walk around forward of windscreen
- Exceptional flybridge access from two (2) stairway locations
- Main access from aft cockpit
- Handrails conveniently located all around flybridge for secure movement
- Forward flybridge access via integrated steps
- Forward fixed glass center windscreen with 4 x tempered glass panels
- Windshield wiper with fresh water supply and variable speed control at helm
- Electronic engine double lever throttle and gearshift control
- Variable position stainless steel steering wheel
- Hydraulic steering
- Compass at helm station
- Marine waterproof 6" x 200w speakers located in hardtop (4 total)
- Spacious & comfortable helm seat for two (2) people with upholstered seat and backrest
- Comfortable forward facing seats port and starboard adjacent of helm station
- Flybridge table with fold down extensions comfortably seating nine (9) people
- Upholstered flybridge cushions and backrests
- Wet bar located aft deck area incorporating Corian work surface, sink with hot & cold faucet
- Large storage area under wet bar with two (2) x access doors (optional location for fridge & ice maker)
- Dedicated life raft storage locker at transom area with easy launch
- Lifejacket and safety gear storage under aft cockpit seats
- Fourteen (14) cup holders located in various areas around flybridge

Engine Room

Engine exhaust to reduce engine emission noise
 Automatic fire suppression heat activated system with alarm monitors at helm station
 Engine room insulation (50mm) flame retardant polyurethane foam covered with metalized polyester film
 316 stainless steel engine supports
 Engine room lighting
 Automatic electric bilge pump in each engine room
 Excellent all around engine and systems access for ease of maintenance
 Two (2) hydraulic steering cylinders with Optimus EPS power steering pumps

Engine Control

Electronic engine double lever throttle and gearshift control
 Volvo electronic vessel control (EVC) 4" display at helm station
 Electronic start/stop switches at helm station with E key protection

Underwater Gear

Engine V-drive transmission for compact efficiency
 Propeller tunnels for reduced draft and maximum efficiency
 Four (4) blade bronze propellers
 Propeller shaft - 1.97 inch/50mm machined stainless steel
 Rudders and tiller arm in 316 stainless steel with FRP tube
 Shut off valves on all salt water intakes in engine rooms
 Sea water strainers
 Watertight self aligning dripless shaft seal with 316 stainless steel housing & self aligning teflon bearing
 Extended bronze P-bracket for maximum propeller protection
 Sacrificial keel forward of drive train for added running gear protection

Technical Features

Bilge pump warning lights
 Instrument panels
 Steering, tilt wheel
 Steering wheel, stainless steel

Salon Area

Excellent all around visibility from salon seating
 Shatter-proof windows with external overhangs offering excellent visibility and reduced direct sunlight
 Tempered glass hinged window via tempered glass door to cockpit offers excellent ventilation and through flow
 Laminate finishes with solid wood trim
 Blinds covering port and starboard side windows
 Overhead LED ceiling lights, LED mood lighting and LED courtesy lighting
 Wall mounted LED lights
 Panel ceilings with decorative solid wood trim and LED accent lighting
 Comfortable open couch seating to starboard
 U-shaped salon lounge settee around salon table with seating up to eight (8) people
 Salon table
 Large shelves behind settees
 Cushions in soft easy clean upholstery
 Hidden slide out mini bar in partition (4 cabin version only)
 Bluetooth stereo head unit with DVD player
 Ceiling mounted speakers 7.7" 200w x 4 total
 Salon converts into two (2) comfortable single beds
 Vertical 316 stainless steel handrail in salon & galley
 Synthetic flooring offering maintenance free natural look

Galley Area

Three burner propane hob
 Dedicated microwave storage location with outlet
 Large double door fridge/freezer
 Single stainless steel sink with Corian worktop cover and single lever variable temperature faucet
 Central island with storage drawers underneath
 Storage cupboards & drawers offering ample storage for all galley accessories
 Durable stain resistant Corian countertop
 Slide out garbage bin under sink
 Overhead LED ceiling lights as well as mood lighting
 LED courtesy floor lighting
 Synthetic flooring offering maintenance free natural look

Stateroom Areas

Large windows throughout offering excellent views
 Dedicated hanging lockers
 Custom blinds fitted on cabin hull windows
 Concealed shade blind and insect screen on opening deck hatch where installed
 Overhead LED ceiling lighting and floor courtesy lighting
 Overhead LED reading lights
 Aft starboard stateroom offering full size bed
 Ample storage lockers and/or drawers under beds
 150mm/6" memory foam mattresses
 Synthetic wear resistant flooring offering maintenance free natural wood look
 Large master stateroom mattress (60"W x 80" L / 195cm x 203cm)
 Aft guest cabin mattress sizes (61.5"W x 79.8" L / 156cm x 202cm)

Heads and Separate Shower Stalls

Quiet electric push button control fresh water flush toilets with large bowl
 Opening deck hatch offering ample ventilation
 Blinds over hull window
 Stylish above countertop wash basins with single lever variable temperature faucet
 Corian countertop surrounding wash basin
 Vanity lockers with mirrors
 Synthetic wear resistant flooring offering maintenance free natural wood look
 Separate shower stall with seat and flexible shower faucet (except cabin 4 where shown)
 Acrylic door separating shower from the rest of the bathroom (except cabin 4 where shown)
 Automatic shower & sink drain via dedicated sealed sump box
 Overhead LED lighting
 LED nightlight above wash basin

Navigation Area

Ample navigation work surface for charts & books
 C-Zone digital switch panel with transfer switches for all electrical systems
 Dedicated service panel for optional generator, Desalinator and inverter control panels
 Dedicated electronics display panel offering easy access and visibility to electronic systems including optional VHF radio
 Multizone entertainment system master unit offering multi three (3) zone control
 Light switch panel controlling all salon, galley and aft cockpit lighting
 Remote battery switches for all onboard batteries

Water and Bilge System

Fresh water pressure pumps with accumulator tank offering equal water pressure throughout
 Backup fresh water pump
 Two (2) hot water cylinders (21 gal. / 80 L.) powered by engine heat exchanges and AC power
 Two (2) connected water tanks (132 gal. / 500 L.)
 Water tank level gauges

Waste System

Grey water from showers and sinks collected in two (2) sealed sump box's with auto discharge overboard
 Black water holding tanks discharged via deck pump out or overboard with macerator pumps
 Black water tank level gauges

Electrical System

C-Zone digital switching system
 Master control panel for 12v and shore power service
 Remote battery master switches at panel
 House batteries (5 x 200 amp/hour) AGM technology in dedicated battery locker
 Dedicated engine batteries (2 x 200 amp/hour) AGM technology
 Shore side electrical system
 AC power supplied by 2 x 50amp 125/250v shore power cables
 Galvanic isolator protector system

Fuel System

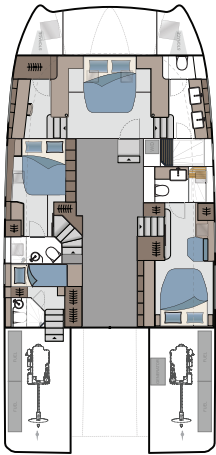
Diesel fuel system with Racor water separation filters
 Dedicated fuel tank for each engine
 Fuel filters for each engine - Racor
 Aluminum fuel tanks with safety shut off valves and level monitors

Safety

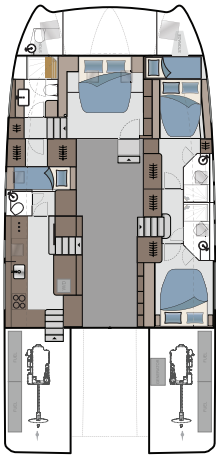
Automatic fire suppression heat activated system with alarm monitors
 Bulbous bows integrated into hulls with sacrificial nose cone
 Small safety bulkheads bonded in close to transom as a safety barrier
 Owners operating manual
 CE Certification

AVAILABLE DECK LAYOUT OPTIONS

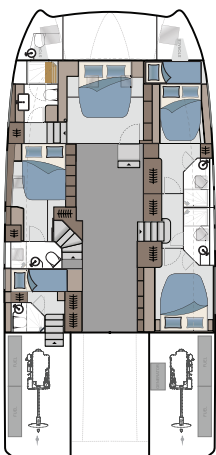
CABIN OPTIONS



4 CABIN
GALLEY UP

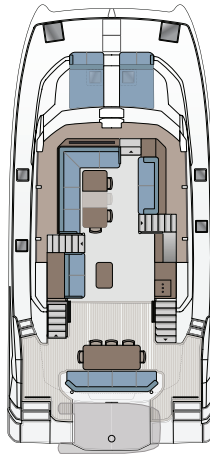


4 CABIN
GALLEY DOWN

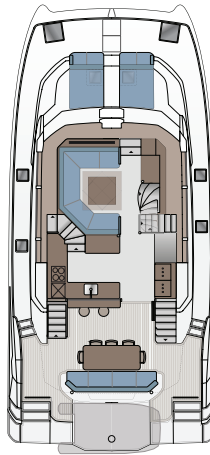


5 CABIN
GALLEY UP

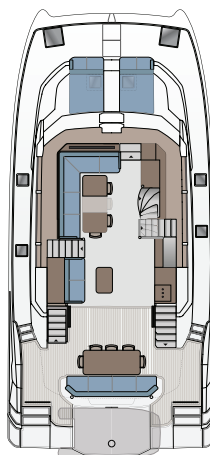
MAIN DECK OPTIONS



MAIN DECK
GALLEY DOWN

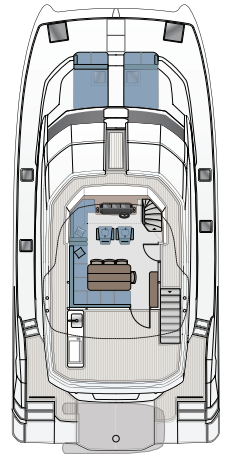


MAIN DECK
GALLEY UP
WITH SKYLounge FLYBRIDGE



MAIN DECK
GALLEY DOWN
WITH SKYLounge FLYBRIDGE

FLYBRIDGE OPTION



SKYLounge
FLYBRIDGE